

SolarFlash Data Sheet

Slate Refit Kit:


The image displays the components of the Slate Refit Kit. On the left is a large, square, black SolarFlash™ flashing plate with a central mounting bracket. To its right are two wooden shims, a grey foam insert, three Hallhooks™, one Hookpull™, and three metal compensation hooks.

Slate Refit Kit
For use on existing Slate Roofs

- 1 x SolarFlash™
- 3 x Hallhooks™ & 1 x Hookpull™
- 2 x Shims (packings)
- 1 x Foam insert
- 3 x Compensation hooks
- Installation instructions

[Add to basket](#)

Slate New Build Kit:


The image displays the components of the Slate New Build Kit. On the left is a large, square, black SolarFlash™ flashing plate. To its right are two wooden shims, a grey foam insert, and a metal hook.

Slate New Build Kit
For use on all new build slate roofs

- 1 x SolarFlash™
- 2 x Shims (packings)
- 1 x Foam insert
- Installation instructions

[Add to basket](#)

Flat Tile Kit:



The image displays the components of the Flat Tile Kit. On the left is a smaller, square, black SolarFlash™ flashing plate. To its right are two wooden shims, a grey foam insert, and a metal hook.

Flat Tile Kit
For use on Plain Tiles (Rosemary),
Concrete Tiles (Marley Modern, Stonewold)


- 1 x Smaller SolarFlash™
- 2 x Shims (packings)
- 1 x Foam insert
- Installation instructions

[Add to basket](#)


Component part product information:




Shims:
wooden packaging



Foam insert:
weather stop foam



Hallhooks:
stainless spring steel



Hookpull: stainless steel



Compensation hooks:
stainless steel

